

SmartRide® Safe drivers get rewarded



Why offer SmartRide?

It's
free!



10% participation
discount



Easy Activation
with the SmartRide app



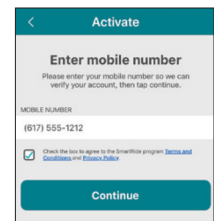
Up to 40%* off
auto premium

SmartRide® Mobile App Quick Start Guide

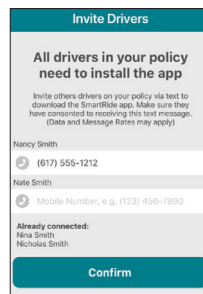
- 1 Customers can download the app by clicking on the link sent to them via text, or click on the link on the "Welcome to SmartRide" email.



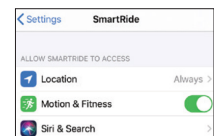
- 2 Customers can activate the app with the phone number they used to enroll in the program.



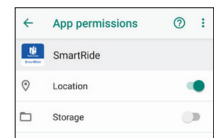
- 3 During the activation process, customers can invite the other drivers on their policy. **All drivers on the policy should download and activate the app.**



- 4 The customer will be prompted to accept the following settings, which need to remain enabled to successfully complete the program:



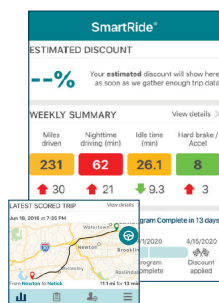
IOS



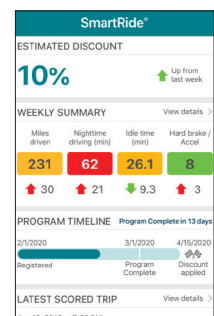
Android

iOS: Location (Always), Motion & Fitness, Background App Refresh
Android: Contacts, Location, Storage

- 5 Once the app is activated, the customer must complete at least one trip to complete program activation. **Important:** The first trip needs to be confirmed to successfully complete the activation process.



- 6 The dashboard shows driving feedback, their estimated discount and the program timeline with the number of days left to complete the program.



Availability varies; program criteria differs in California. Stated discounts are approximations. Discounts do not apply to all coverage elements; actual savings vary by state, coverage selections, rating factors and policy changes. Enrollment discount applies during data collection; final discount is calculated on driving behavior and could be zero. Final discount applies at the next policy renewal and is subject to change based upon actuarial support at subsequent renewals or with changes in drivers or vehicles on the policy.